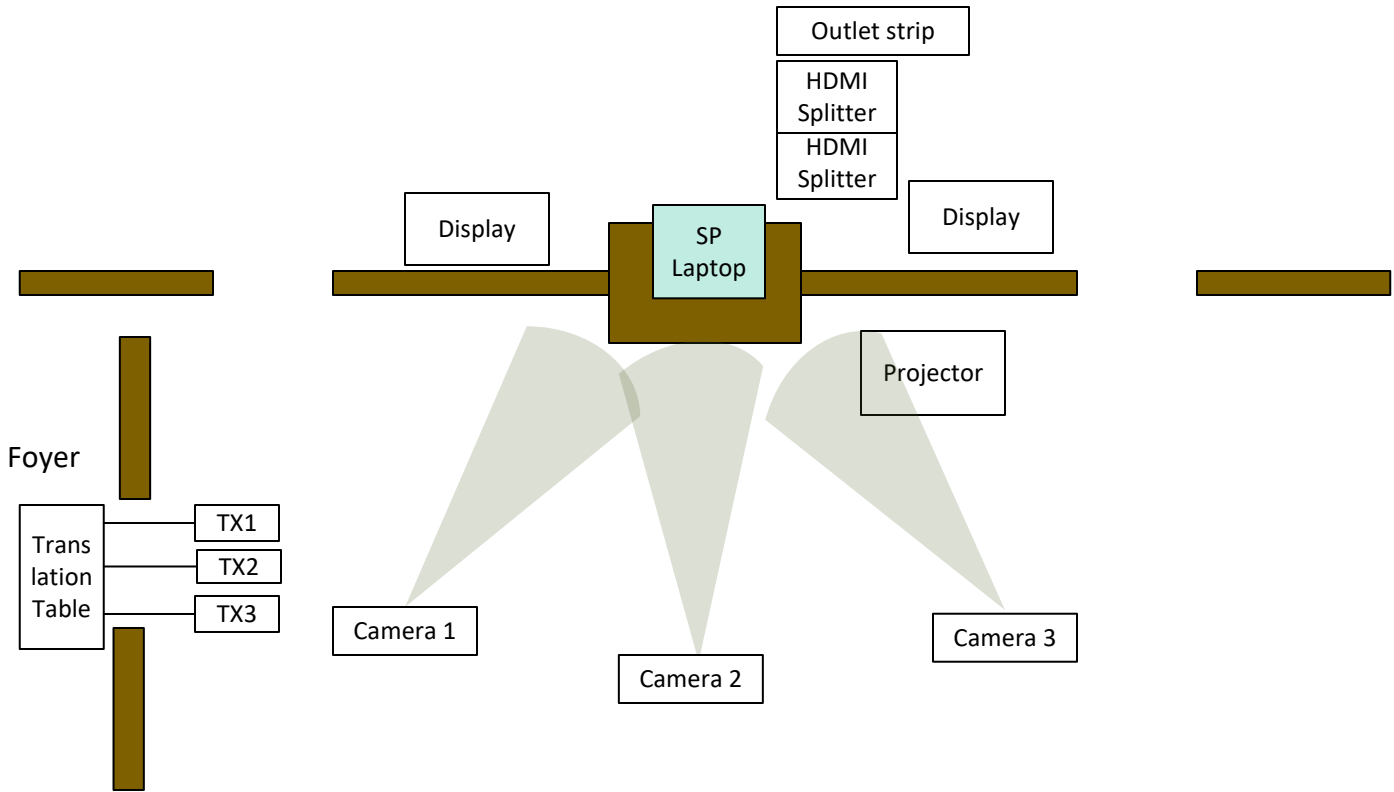
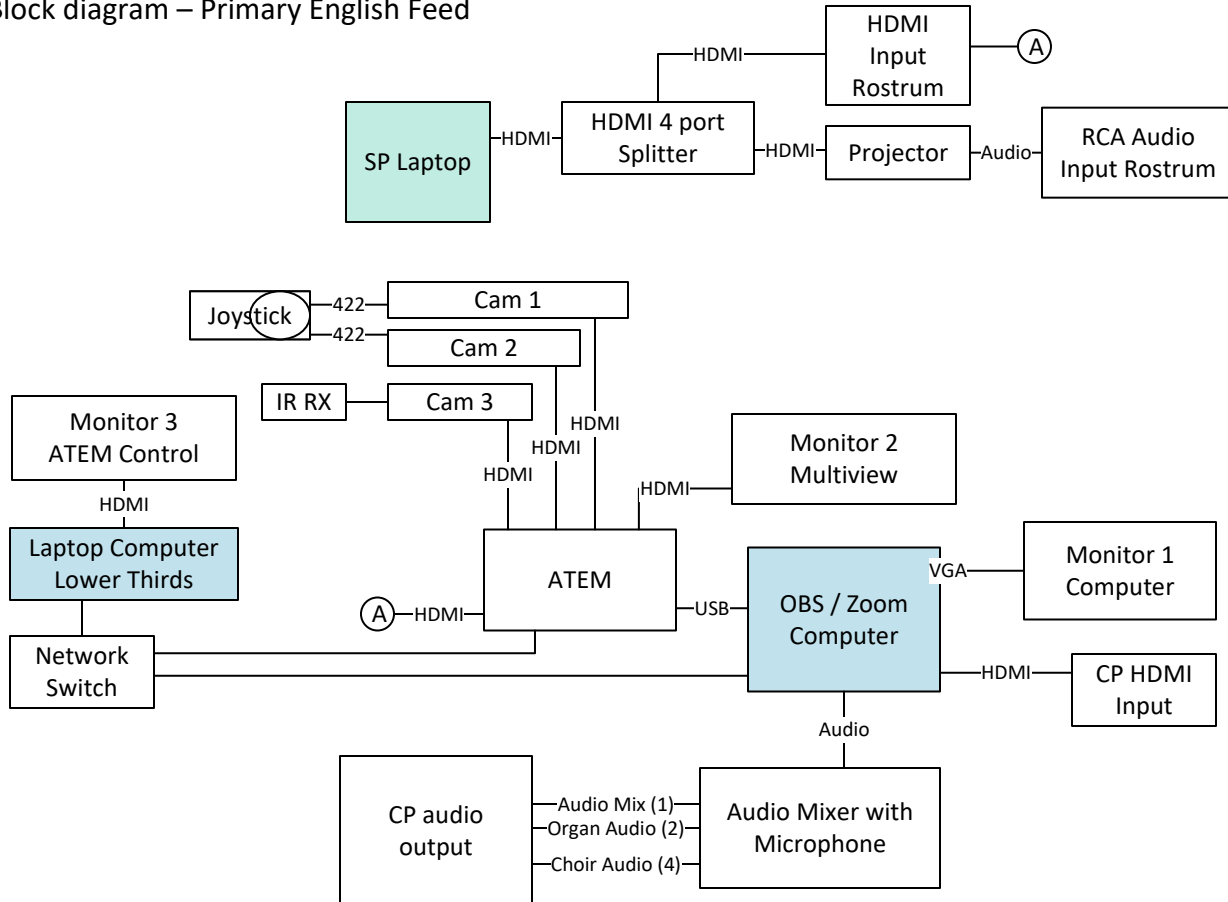


Federal Way Washington Spring Stake Conference April 2024

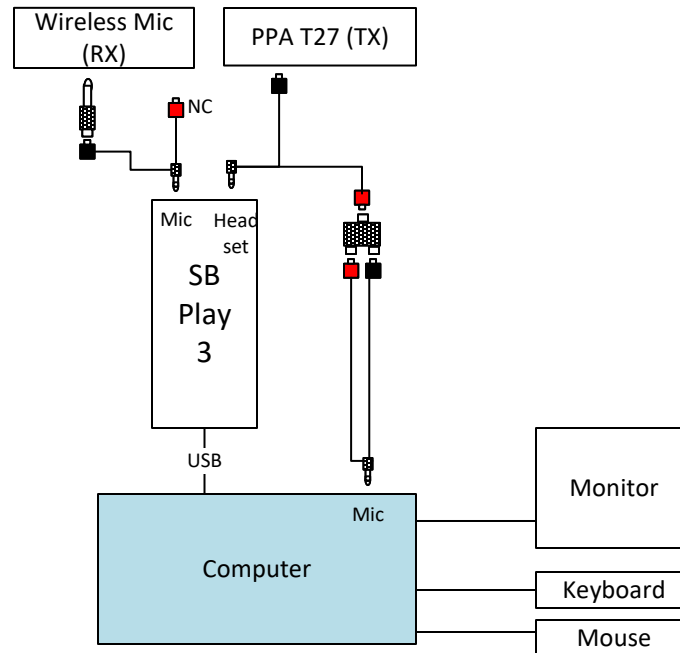


Block diagram – Primary English Feed



Note: Some items are located in AV Room, Translation Table, and on Rostrum

Translation Station



Parts

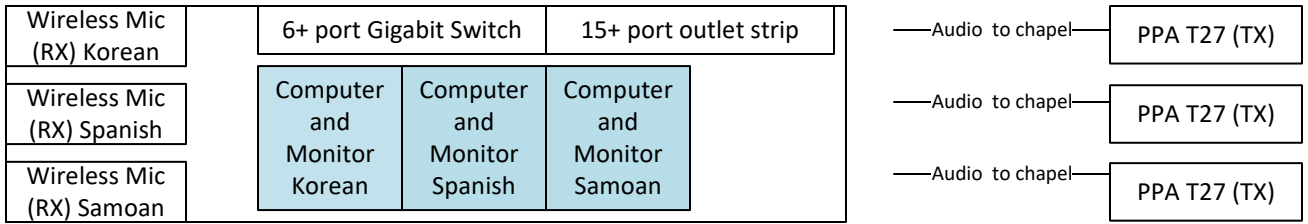
- AudioTechnica System 10 Wireless Microphone or equivalent. For interpreter to use in cultural center or stake suite.
- Williams AV PPA T27 ALS Transmitter. For translation receivers in chapel.
- 1/4" Mono (M) to RCA (F) Adaptor. Unbalanced audio from wireless microphone receiver.
- 3.5 mm stereo (M) to RCA (F) Y cable. Device interconnection. (Qty 3)
- RCA (F) to dual RCA (F) splitter adaptor.
- Creative Soundblaster Play 3 USB audio interface.
- Windows PC with integrated sound card that supports a separate microphone input and headphone output jack.
Power supply
- Monitor, Keyboard, Mouse
- Cat5 or better network patch cable. All network connection are wired.

Software

- Windows 10 or 11
- OBS Studio 30 or better
- Zoom desktop client

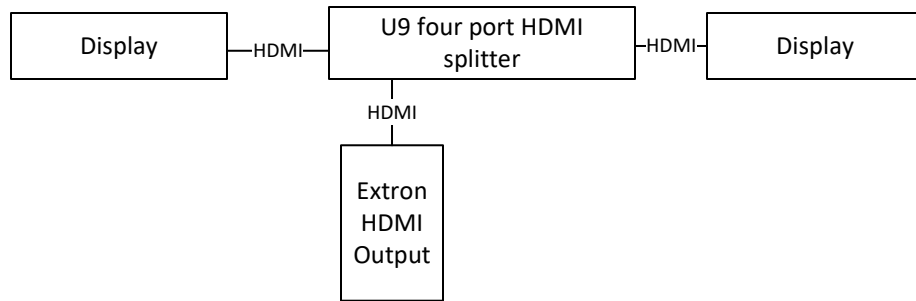
This setup is to be placed on translation table in sufficient quantity to support the number of languages needed.

Translation Table



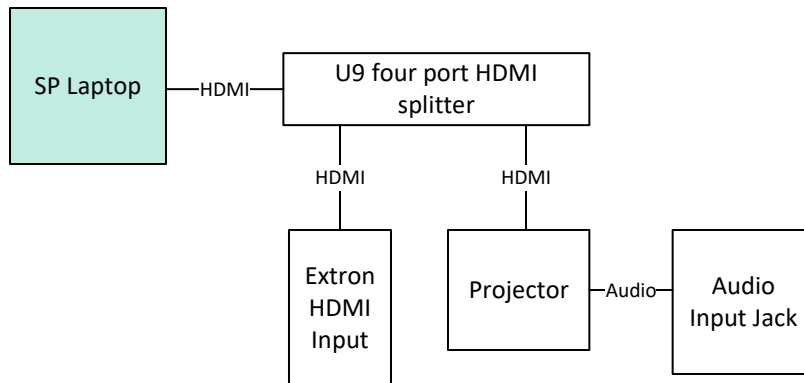
- Maintain as much horizontal separation between transmitters and receivers as practical.
- See Translation Station page for hookup details.
- Table is to be setup in foyer (North side) Transmitters extended from foyer into chapel for better RF performance.
- Cover table with black table cloth.
- Disable Liahona wireless network using CNM.
- Per SP technology is to be hidden as much as possible.

Rostrum Display Detail



This is program output for those seated on the stand.

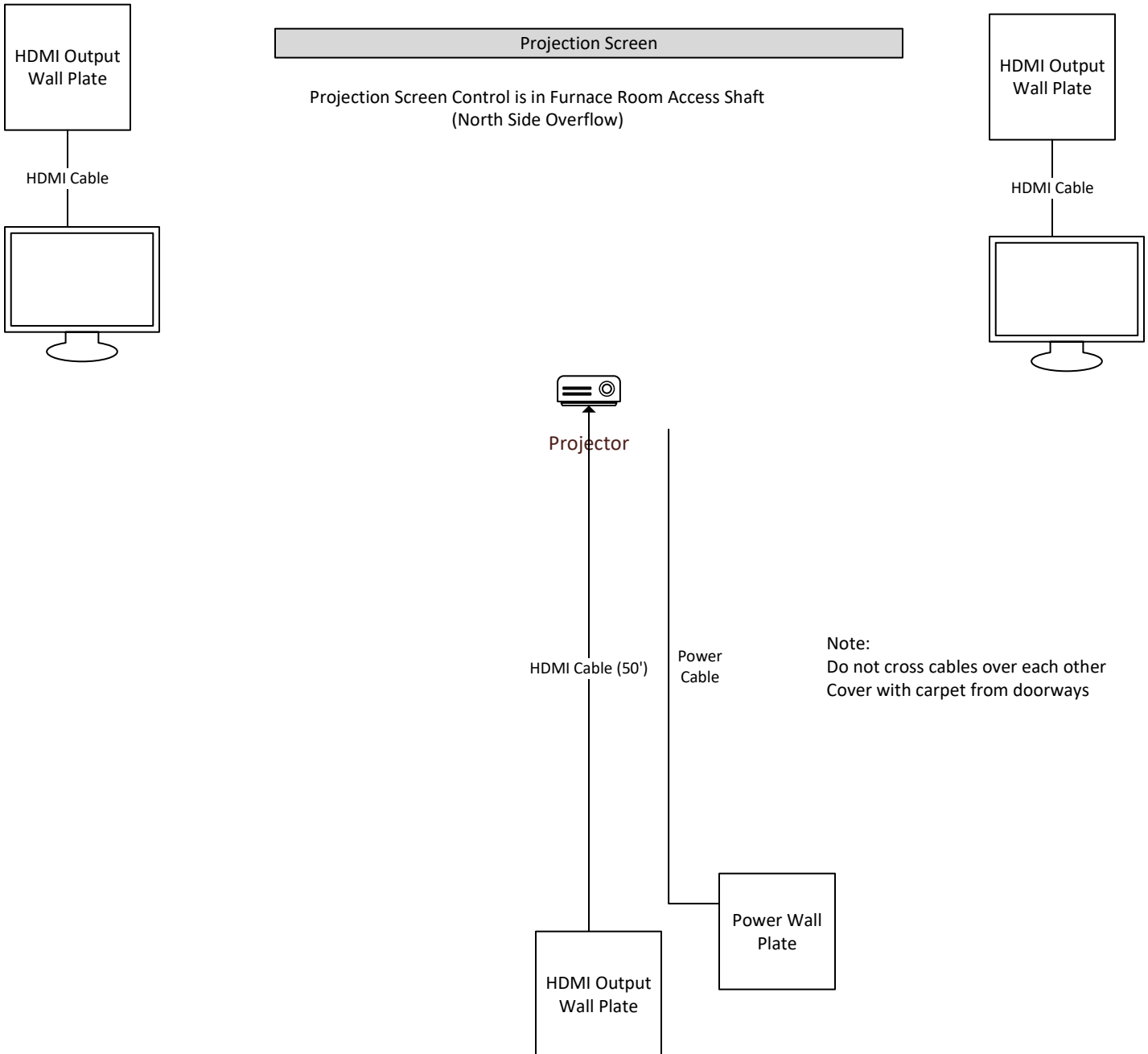
Rostrum Projection Detail



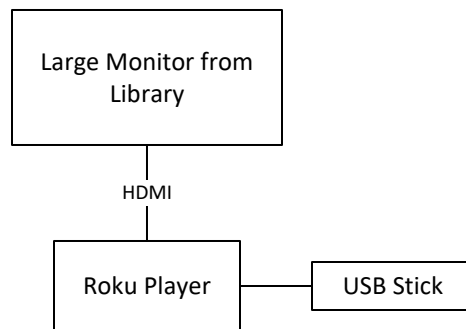
Notes:

- Projector audio volume is set to 100%
- Congregation audio is set using knob on audio input jack.

Cultural Center



Information Kiosk



Prepare three slides

- Leadership Session
- Adult Session
- General Session.
- Place South Foyer on right side of door to chapel
- Include instructions on special accommodations such as where to checkout ALS receivers, receivers for translation, and where to find event support staff.
- Have ushers assigned ahead of time to assist members so technology staff are not encumbered with that role.

Frequency Plan

Frequency	Listen	Williams	Comtek	Use
72.1000	A	A	A (1)	English
72.2000	K	K		
72.3000	B	B	B (2)	
72.4000	N	N		
72.5000	C	C	C (3)	
72.6000	O	O		
72.7000	D	D	D (4)	
72.8000	P	P		
72.9000	E	E	E (5)	Korean
74.7000	I	I	I (9)	Samoan
75.3000	J	J	J (10)	
75.4000	R	R		
75.5000	F	F	F (6)	
75.6000	S	S		
75.7000	G	G	G (7)	
75.8000	T	T		
75.9000	H	H	H (8)	Spanish

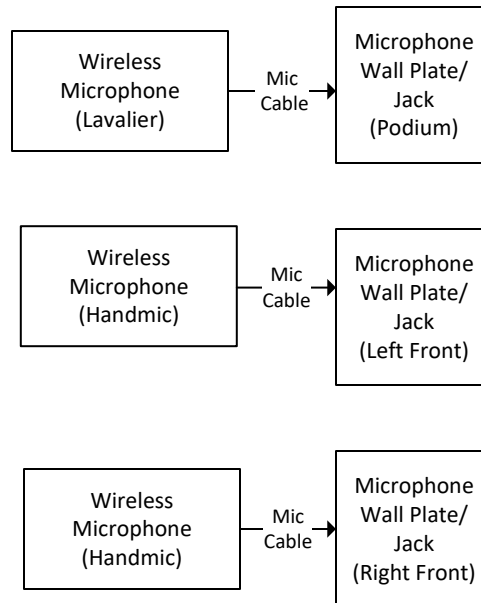
Assisted Listening

Program Listen Receivers per Frequency Plan with English, Korean, Spanish, and Samoan channel designations

Available from technology staff with drivers license left for security.

We are required to have 46 receivers based on building occupancy for ADA compliance. We have 8.

Optional Microphones to Support Q&A



For this conference Wireless Microphones are not needed.